



AMS-TAC
Installation Guide



*Installation Guide for the Automated Manifest System Tactical
Version 4.1.0.0*

*AMS Help Desk
855-956-5100*

or

*571-621-7100
amshelp@rflogistic.com*

Training for:



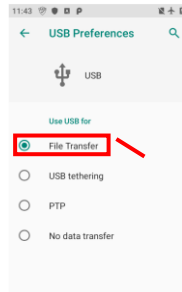
The United States Marine Corps

AMS-TAC

Installation Guide

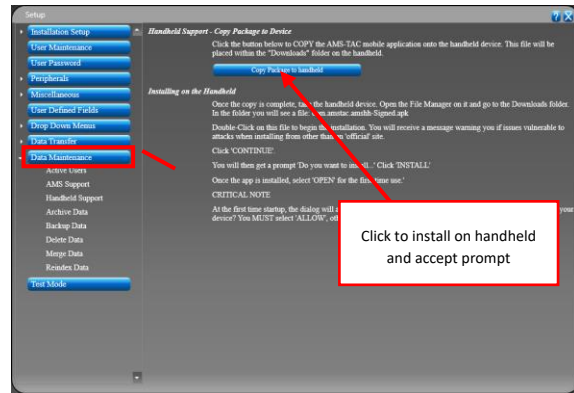
AMS-TAC Installation – CN80 / Handheld Device

To install AMS-TAC on the handheld, swipe down from the top of the screen select File Transfer to ensure the handheld is in transfer mode.



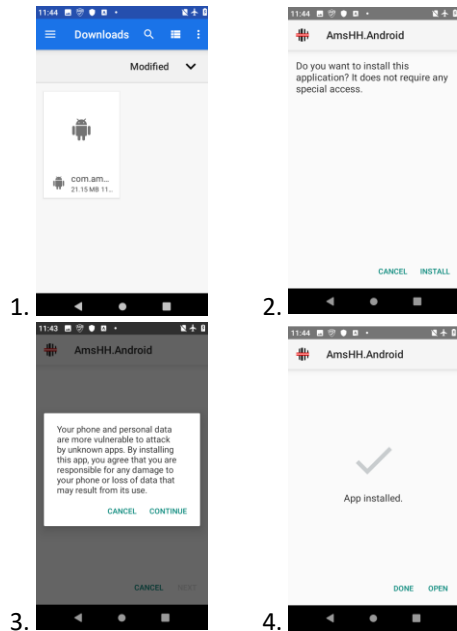
AMS-TAC Installation – CN80 / Handheld Device

On the PC, proceed to AMS-TAC main screen and to go Setup > Data Maintenance > Handheld Support. Click on Copy / Install to handheld to push the install to the handheld and AMS-TAC will display a confirmation message.



AMS-TAC Installation – CN80 / Handheld Device

Once the confirmation messages are accepted, from the home page on the handheld, swipe up to access the list of applications and proceed to downloads on the handheld. Once you located the downloads folder, run the com.amstac.amshh-Signed.apk file and accept the prompts.



AMS-TAC Installation – CN80 / Handheld Device

Once this process is complete, return to the handheld and swipe up to access the list of applications on the device. There you should see AmsHH app at the top of the app menu. Click on that app to run the application. Once the app launches, you will be asked to access device's media and files, allow access and AMS will launch to the main screen.

