


AMS-TAC  
Installation Guide 4.2.0.0



*Installation Guide for the Automated Manifest System Tactical  
Version 4.2.0.0*

*AMS Help Desk  
855-956-5100*

*or*

*571-621-7100*

*Email: [amshelp@ams-tac.com](mailto:amshelp@ams-tac.com)*

*Training for:*




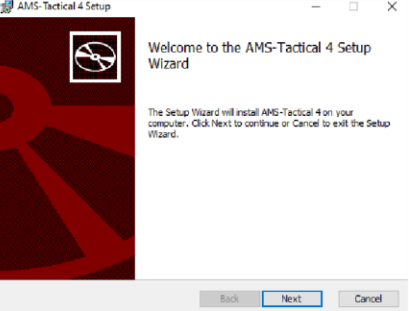
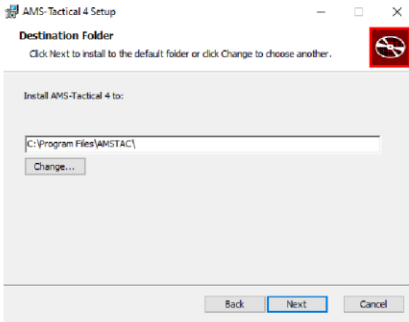
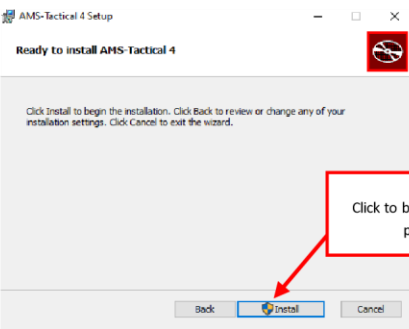
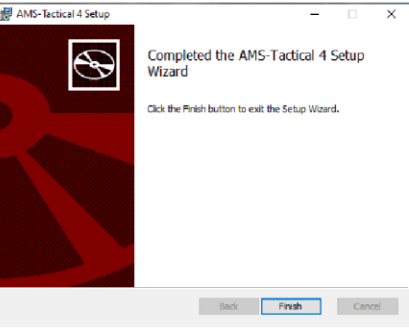


*The United States Marine Corps*

AMS-TAC  
Installation Guide 4.2.0.0

# AMS-TAC

## Installation Guide 4.2.0.0

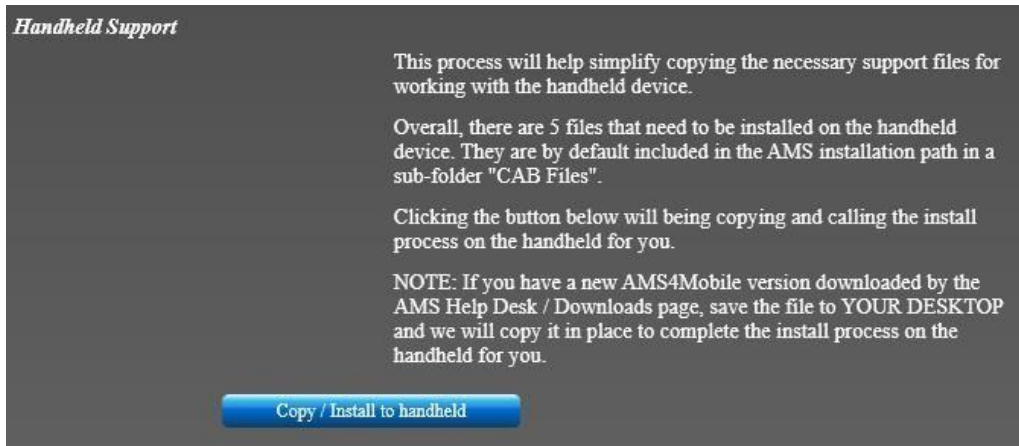
<h3>1. AMS-TAC Installation – Desktop Application</h3> <p>To install AMS-TAC proceed to Software Center or download after receiving credentials from AMS Help Desk. Once you have the installer, double click to initiate the install.</p> <p>↓ &gt; This PC &gt; Downloads  AMS20201216.msi</p>  <p>Click More info if you receive this window.</p>  <p>Select Run anyway to open the installer.</p>	<h3>2. AMS-TAC Installation – Desktop Application</h3> <p>Please confirm AMS-TAC data path.</p>  
<h3>3. AMS-TAC Installation – Desktop Application</h3> <p>Once the data path has been confirmed continue the install.</p>  <p>Click to begin the install process.</p>	<h3>4. AMS-TAC Installation – Desktop Application</h3> <p>Finalize the install and proceed to login to AMS-TAC.</p> 

# AMS-TAC

## Installation Guide 4.2.0.0

### 5. AMS-TAC Installation – CN80

Next, the user can proceed to AMS-TAC main screen and to go Setup > Data Maintenance > Handheld Support. Click on Copy / Install to handheld to push the install to the handheld and AMS-TAC will display a confirmation



message.